

## How do I join Swim Central as a brand-new member?

To join Swim Central as a brand new member, please follow the below steps.  
If your family/relatives are already members of Swim Central and you would like to join their pre-existing family group, please refer to the separate support guide [here](#).

A new member will be required to join Swim Central themselves by accessing:  
<https://swimcentral.swimming.org.au/>

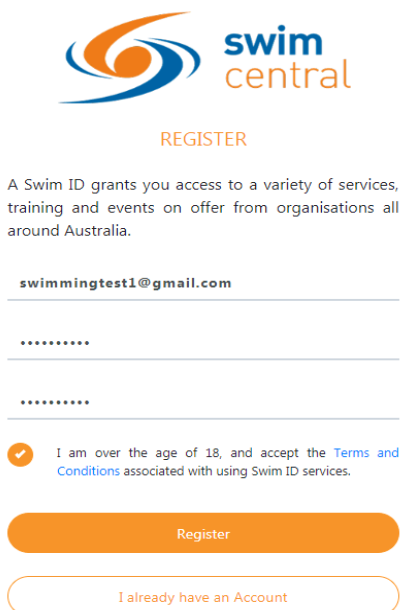
**\*\*\*Please note**, if you are registering an account for your child who is under 18, you must first register yourself and then create a family group, whereby you will then be able to add your child as the dependant. More details below.

Click **Sign In** & then **Register**



The screenshot shows the Swim Central Sign In page. On the left, there is a 'Welcome to Swim Central' message and a 'SIGN IN' button. On the right, there is a 'swim central' logo and a 'SIGN IN' heading. Below the logo, there are input fields for 'SWIM ID (EMAIL)' and 'PASSWORD'. There is a 'Remember me?' checkbox with a checked mark. Below these fields are buttons for 'Sign In', 'Google', 'Facebook', 'Register' (with a red arrow pointing to it), and 'Forgot Password'.

Enter your email address & create a password. Accept the T&C's. Click Register



The screenshot shows the Swim Central Register page. At the top, there is a 'swim central' logo and a 'REGISTER' heading. Below the logo, there is a paragraph: 'A Swim ID grants you access to a variety of services, training and events on offer from organisations all around Australia.' There are two input fields for email and password, with the first field containing 'swimmingtest1@gmail.com'. Below the input fields, there is a checkbox with a checked mark and the text: 'I am over the age of 18, and accept the [Terms and Conditions](#) associated with using Swim ID services.' At the bottom, there are two buttons: 'Register' and 'I already have an Account'.



A confirmation email will be sent to the registered email address. You will need to access you inbox and click the confirmation link in the email before proceeding.



#### EMAIL SENT

We've just sent a confirmation e-mail to swimmingtest1@gmail.com; please click the link contained within to validate your account.

\* don't forget to check your spam folder

[Proceed to Sign In](#)

From the email confirmatio you will be taken to the below page where you can click ***Return to Sign in***



#### THANK YOU

Your email address has been confirmed.

[Return to Sign In](#)

Enter your new details & click ***Sign In.***



#### SIGN IN

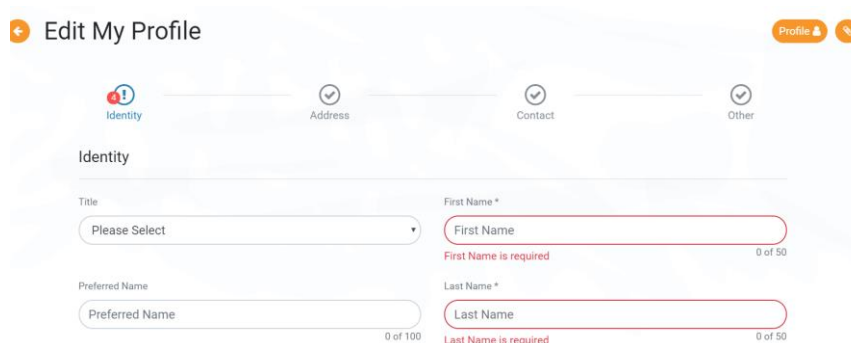
swimmingtest1@gmail.com

.....

Remember me?

[Sign In](#)

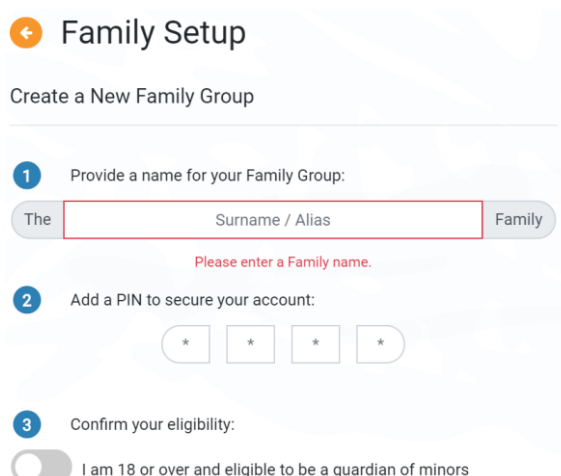
Once logged in, you will be prompted to edit your details. If your child is UNDER 18, this section must be completed with the parent/guardians details e.g. Mum or Dads name and DOB. Your childs details will be added later.

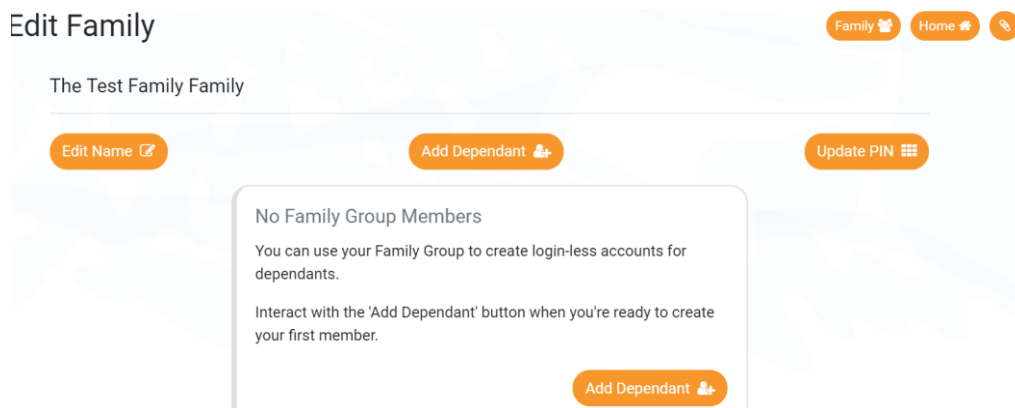


If your child is under 18, you will now need to create a family group and add them as a dependent. Go back to *Home* (click in the right hand corner). Click Family Set-up.

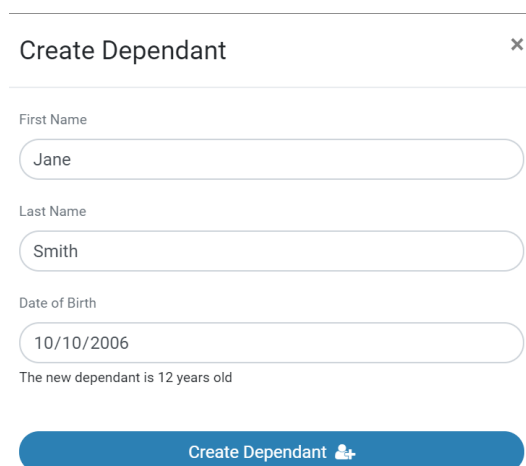


Create a family group by entering a name and family pin.





Complete Dependants details- this will be for your child.



By clicking on your child's name & icon, you can impersonate them to view details and purchase a membership product with your club. To obtain a membership product with your club, you will need to use the *Shopping* feature. If you are unsure of this process, please see our support guide on [How to purchase a membership package.](#)